



DR. VITHALRAO VIKHE PATIL FOUNDATION'S
MEDICAL COLLEGE & HOSPITAL



DEPARTMENT OF E.N.T.

**INFORMATION
BOOKLET**



INDEX

Sr. No.	Information	Page Number
1	Logo	1
2	Index	2
3	Introduction	3
4	Vision & Mission	4
5	Facilities in Department	5
6	Courses Offered	6
7	Best Practices	7
8	Standard Operating Procedures	8-9
9	National Programme for Prevention and Control of Deafness	10
10	Department Staff	11-12
11	Head of Department with Duration	13
12	Toppers & Distinction Awardees in Subject	14-17
13	Innovative Teaching Learning Method	18-19
14	Syllabus	20
15	Faculty Achievements	21
16	E-Learning online you tube teaching lectures	22
17	Live Webinar	23
18	Awards	24
19	Fellowship	25
20	CME / Conferences / Workshops	26-29
21	Publications of Faculty	30-34
22	Paper and Posters Presentation	35
23	OPD / IPD / Camp Data	36-44
24	Future Plans	45
25	Social Services	46
26	Infrastructure Details	47
27	SWOC	48

INTRODUCTION

Dr. Vithalrao Vikhe Patil Foundation's Medical College had been established at Ahmednagar in 2004 under the great leadership of Late Dr. Balasaheb Vikhe Patil (Padmabhushan Awardee). Presently institute has world class infrastructure and providing high quality medical education to students with the constant guidance and support of Hon. Namdar Radhakrishna Vikhe Patil ,Chairman, Dr. Vithalrao Vikhe Patil Foundation, Ahmednagar and Hon. Dr. Sujay Radhakrishna Vikhe Patil, CEO, Dr. Vithalrao Vikhe Patil Foundation, Ahmednagar. The institute is recognized by Medical Council of India, New Delhi and is affiliated to Maharashtra University of Health Sciences, Nashik.



VISION

- To be at the forefront of patient care in the field of Ear, Nose, Throat and Head & Neck Surgery by Imparting knowledge and surgical skills to students.

MISSION

- Curative medical services to community at single point
- Strengthening the existing intersectorial Linkage for community and rehabilitation programme as per national programme for prevention and control of deafness guide lines.
- Promoting outreach activities and public awareness through innovative activities for preventive services to patient and their relatives in community
- Strengthening IEC activities for curative and preventive services
- We constantly strive to impart excellence in education and training to undergraduate students so as to foster their intellectual development while nurturing their capacity.
- To establish post graduate courses

FACILITIES IN DEPARTMENT

Sr. No.	Facilities
1	General: Demonstration Room -1 (30 Students Capacity) A-V equipment available
2	Department Library -1
3	Department Minor Operation Theatre-1
4	Speech Therapy Room -1
5	Audiometry Room -1

COURSES RUN BY DEPARTMENT

Offered courses

-Undergraduate (MBBS)

BEST PRACTICES OF DEPARTMENT

1. Eco friendly implementation off national programme for prevention and control of deafness
2. Endoscopy services for diagnosis of Voice disorders and Nasal disorders and ENT foreign body detection and removal.
3. Fully equipped Audiometry room for Hearing assessment.
4. Speech therapy services with separate fully equipped room for paediatric patients too.
5. Student teaching with Audio-visual aids.
6. Minor OT for minor surgical procedures and taking biopsy on OPD basis
7. Head and Neck Cancer diagnostic services.
8. Facility for most ENT and Head and Neck Cancer Surgeries.
9. Library with rich collection of Indian as well as foreign authored books

SOPS OF OTORHINOLARYNGOLOGY DEPARTMENT

Otorhinolaryngology department has sops for early diagnosis, treatment, rehabilitation of needy patients in stipulated period.

1) OPD:-

- OPD hours are 9 am to 1pm & 2pm to 5 pm daily
- Central Registration at MRD
- Registration at reception center at ENT Department after arrival.
- Referral of patient to ENT specialist
- Examination by specialist
- Referral to respective department for investigation as per advised by specialist if needed
- Arrival of conclusion of diagnosis after investigations
- Treatment of disease with written & verbal instructions.
- Dates are given for surgical procedures if needed
- Appointment register for surgical procedure in maintained in ENT department.
- Advice for follow up.

2) IPD -

- Central Registration at MRD
- Registration and preparation of care paper in ENT department
- Referral of patient to respective F/M ENT wards for admission

- Daily round by specialists
- After completion of treatment discharge protocol is followed by giving specific advice as per nature of disease

3) OPERATION THEATRE - -

Central Registration at MRD

- Preparation of case paper in ENT dept.
- Referral of patient to respective ENT wards
- Review of investigation
- Referral to anaesthesiologist for fitness
- Preparation of OT list after anaesthesiologist fitness one day prior of operative procedures
- Approved OT lists are sent to OT and anaesthesia department
- Operative instruction to patient in verbal and in writing
- Written consent of patient with witness of relatives
- Patient is shifted to OT for operative procedure
- Operative Procedure in OT
- Post-Operative observation in post observation ward
- Shifting of patient to respective ward after examination by anaesthesiologist
- Examination of patient in ward by specialist
- After completion of treatment discharge protocol is followed by giving specific instructions - Advise for follow up

4) SOPS FOR TEACHING

- Regular theory lectures as per MUHS curriculum to UG student as per time table -
Otorhinolaryngology clinical training to UG students in ENT dept. daily clinical posting
- Demonstration of major or minor surgical procedures to
UG students- Regular internal assessment as per MUHS
guideline

NATIONAL PROGRAMME FOR PREVENTION AND CONTROL OF DEAFNESS

Objectives –

- 1) To prevent avoidable hearing loss on account of disease or injury.
- 2) Early identification, diagnosis and treatment of ear problems responsible for loss and deafness.
- 3) To medically rehabilitate persons of all age groups, suffering with deafness.
- 4) To strengthen the existing inter-sectoral linkages for continuity of the rehabilitation programme, for persons with deafness.
- 5) To develop institutional capacity for ear care services by providing equipment, material and training personnel.

TEACHING STAFF

Sr. No.	Name & Qualification	Designation	Specialization
1	Dr. Solunke A. J.	Professor & Head	ENT
2	Dr. Gaikwad A. M.	Asso. Professor	ENT
3	Dr. Tuljapure A. N.	Asso. Professor	ENT
4	Dr. Kashid G. M.	Asst. Professor	ENT
5	Dr. Devkar Yash	Asst. Professor	ENT
6	Dr. Mrs. Gadekar S. R.	Sr. Resident	ENT
7	Dr. Deshpande P. K.	Sr. Resident	ENT
8	Dr. Bawaskar S. C.	Resident	
9	Dr. Shaikh S. G.	Resident	
10	Dr. Ms. Shirsath P. L.	Resident	
11	Dr. Ms. Shaikh M. S.	Resident	

NON- TEACHING STAFF

Sr. No	Name	Post
1	Ms. Kudale A. P.	Storekeeper/ Clerk
2	Mr. Aade P.P.	Steno cum Comp. Operator
3	Ms. Mane C.S.	Record Clerk
4	Mr. Bhosale S.G.	Lab Technician
5	Mrs. Anap A.D.	Audiometry Technician
6	Mr. Rishikumar Yadava	Speech Therapist
7	Mrs. Giri Sarika	Attendant

HEADS OF DEPARTMENT WITH DURATION

Sr. No.	Name	Post	Duration
1.	Dr. Solunke A. J.	Prof. & Head	01/01/2008 to Till date.

TOPPER OF ENT IN UG

Sr. No.	Year	Name of Student	Marks out of 100	Distinctions	Total Result
1	2008	Mohita Ray	77	02	
		Shelke Kishor Balkrushna	77		
2	2009	Harbada Rishit Kishor	77	03	
		Rane Poorva raghunath	77		
3	2010	Tapadiya Ashishkumar Ashokkumar	80	01	
4	2011	Florida Sharin J Justub Wilson	72	-	
5	2012	Kazi Anam Amin	73	-	
6	2013	Patel Gayatri Nitin	72	-	
7	2014	Parande Shirish Manmohan	76	02	
8	2015	Modak Aditya Prasad	79	02	
9	2016	Nagre Dipali	78	05 students	90%
10	2017	Hakim Yusuf Shaikhadam	91	03 students	89%
11	2018	Prakhar Tiwari	77	05 students	93%
12	2019	Rohan Borade	86	16 students	99%
13	2020	Sisodia Gayatri	85	12 students	99%

Distinctions student's List

Sr. No.	Year	Name of Student	Marks out of 100
1	2016	Bandewar Nikita Pravin	77
2	2016	Koli Prasad Madhukar	76
3	2016	Langade Sushil Suresh	76
4	2016	Nagre Dipali Ramnath	78
5	2016	Naveen Choudhary	76
6	2017	Hakim Yusuf Shaikhadam	91
7	2017	Himani Sharma	76
8	2017	Jyoti Karwasra	79
9	2018	Deepankar Saha	75
10	2018	Ghogare Manasi Ravindrakumar	76
11	2018	Panhalkar Shivani Vishnupant	75
12	2018	Prakhar Tiwari	77
13	2018	Tanu Chaudhary	76

Distinctions student's List

Sr. No.	Year	Name of Student	Marks out of 100
1	2019-20	Borhade Rohan Vilas	86
2	2019-20	Kshirsagar Trisha Anay	85
3	2019-20	Chavan Angel Pratapsingh	81
4	2019-20	Dahiphale Kunal Uddhav	81
5	2019-20	Choudhari Pranali Ganesh	80
6	2019-20	Gidwani Shivani Shyam	80
7	2019-20	Tonapi Kshitija Dipak	80
8	2019-20	Dash Arunima Pramod	79
9	2019-20	Punde Swaranjali Nanasheeb	78
10	2019-20	Kahalekar Pooja Hanmant	77
11	2019-20	Bhanushali Kinjal Arvind	76
12	2019-20	Bhoosreddy Aryaman Ajay	76
13	2019-20	Palikondawar Sanket Sanjay	76
14	2019-20	Syed Misbah Mir Arif Ali	76
15	2019-20	Choudhary Meghna Bhaskar	75
16	2019-20	Sahani Varsha Ramjatan	75

Distinctions student's List

Sr. No.	Year	Name of Student	Marks out of 100
1	2020-21	Sisodia Gayatri Mahendra	85
2	2020-21	Toshniwal Gayatri Nandlal	82
3	2020-21	Chavan Gauri Shankar	79
4	2020-21	Chordia Aayush Hement	79
5	2020-21	Bhattad Chaitrali P.	78
6	2020-21	Anushree Pradeepkumar	77
7	2020-21	Maniar Divesh Nitin	77
8	2020-21	Kale Samruddhi Rajesh	77
9	2020-21	Shilpa M Marar	76
10	2020-21	Rangole Nikita Bhagyesh	76
11	2020-21	Gokhale Adwait Pandurang	75
12	2020-21	Meherwal Esha Himmat	75

INNOVATIVE TEACHING LEARNING METHODS

- On line practical, theory lectures during COVID-19 Pandemic lockdown period regularly

1. Time – Table

*Lecture –

Day/ Time	8-9am	2-3pm	3-5pm
Wednesday	-	ENT	-
Thursday	ENT	-	ENT

*Clinical Posting time table –

Subject	A & B	C & D	E & F
ENT (VI sem.)	29/05/21 – 22/06/21	23/06/21 – 17/07/21	04/05/21 – 28/05/21
ENT (VI sem.)	05/01/22 -15/01/22	12/12/21 – 23/12/21	24/12/21 – 04/01/22
ENT (IV sem.)	21/06/21 – 16/07/21	26/04/21 – 21/05/21	30/08/21 – 24/09/21

INTERNAL ASSESSMENT RECORD

Continues internal assessment – strategies and its outcome.

1. Holding unit test at end of clinical postings.
2. Conducting 2 terminal examination.

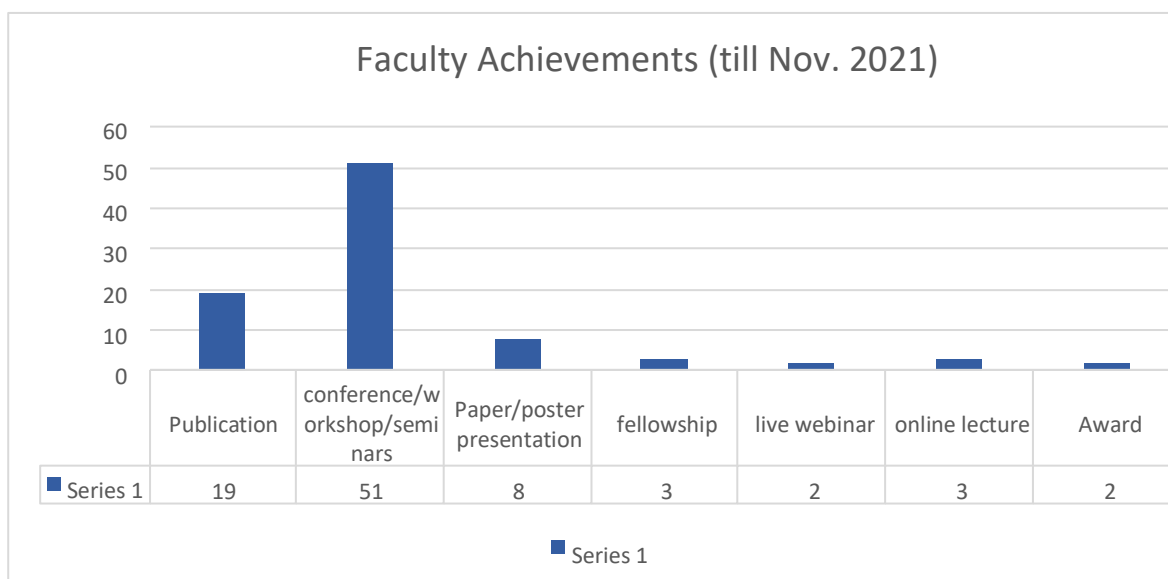
University level exams –

1. University exams are conducted twice in a year i.e. in June and December.
2. They are conducted by MUHS
3. Mark distribution for University exam is -
 - Theory - 50 marks
 - Practical - 50 marks
 - Total - 100 marks

SYLLABUS (UG)

Sr. No.	Topic	Sr. No.	Topic
1	Anatomy and Physiology of Ear, Nose, Throat & Head and Neck;	16	Diseases of External Nose
2	Recent of advances;	17	Granulomatous Diseases of Nose
3	Audiology and Hearing loss.	18	Neoplasm of Nasal Cavity and PNS
4	Vestibular System;	19	Disorders and Tumours of Oral Cavity and Salivary Gland
5	Eustachian Tube and its disorder;	20	Acute and Chronic Tonsillitis, Adenoiditis and Pharyngitis
6	Cholesteatoma, Chronic Otitis media and Complication;	21	Head and neck Space infections
7	Otosclerosis;	22	Tumours of Nasopharynx, Hypopharynx, Oropharynx and Pharyngeal Pouch
8	Facial Nerve and its Disorder;	23	Snoring and Sleep Apnoea;
9	Meniere's Disease;	24	Laryngotracheal Trauma;
10	Tumours of External Ear, Middle Ear and Mastoid;	25	Acute and Chronic inflammation of Larynx;
11	Deaf Child & Rehabilitation of Hearing Impaired	26	Congenital Lesions and Benign Tumours of Larynx;
12	Diseases of External Nose	27	Laryngeal paralysis;
13	Nasal Septum and its diseases	28	Carcinoma Larynx;
14	Acute and Chronic Rhinitis and Sinusitis and its complications	29	Stridor and Tracheostomy;
15	Allergic, Vasomotor Rhinitis and NARES;	30	Voice and speech Disorder;
16	Nasal Polypi;	31	Foreign Bodies in Air and Food passage;
17	Epistaxis;	32	Disorder of Oesophagus and Dysphagia
18	Facial Trauma'		

FACULTY ACHIEVEMENT CHART



- Publication – 19
- Conference/workshop/seminars- 51
- Paper/poster presentation -08
- Fellowship - 03
- Live webinar - 02
- Online lectures -03
- Award - 02

E-Learning Online YouTube Teaching Lectures

Sr. No	Name of Faculty	Designation	Lecture	Web.	Link
1	Dr. Anand Tuljapurree	Asso. Prof.	Anatomy of Larynx	www.youtube.com	https://youtu.be/11yHeNTqWhw
2	Dr. Anand Tuljapurree	Asso. Prof.	Complications of CSOM	www.youtube.com	https://youtu.be/_xdY1jMMwc
3	Dr. Anand Tuljapurree	Asso. Prof.	Juvenile Nasopharyngeal Angiofibroma	www.youtube.com	https://youtu.be/AN5UNaf6b3k

LIVE WEBINAR

Sr.No	Name of faculty	Designation	Webinar on	Date	Link
1	Dr. Anand Tuljapure	Asso. Prof.	Diagnosis & Management of Mucormycosis ENT & Dental prospective	11 June 2021	https://bluejeans.com/6355374847/5025
2	Dr. Kashid G. M.	Asst. Prof.	Challenges in managing Mucormycosis & how we Overcome It....!	17 th July 2021	-

AWARDS

1	Dr. Yash Devckar	Asso. Prof.	-----	Jalgaon MENTCON Award	State	2013	Yes
2	Dr. Yash Devckar	Asso. Prof.		Award in UAE cancer congress		2018	Best Poster presentation

FELLOWSHIP

Sr.No	Name of faculty	Designation	Fellowship in	Place
1	Dr. Kashid G. M.	Asst. Prof.	Sleep Medicine & Sleep Surgery in 2012	-
2	Dr. Kashid G. M.	Asst. Prof.	Rhinoplasty & Facial Plasty Procedures including Nasal Reconstruction	-
3	Dr. Yash Devckar	Asst. Prof.	Head & Neck Oncosurgery	HCG Manavata Cancer Center, Nashik (MUSH)

CME / CONFERENCES / WORKSHOPS



Sr. No	Conf/Workshop	Name of the Faculty	Place	Date	National/ International/ State
1	MENTCON	Dr. Yash Devckar	Aurangabad	26 Nov 2019	State
2	5 th Live Surgical Workshop on Coblator in ENT	Dr. Gaikwad A. M.	Gajanand Hospital Ahmednagar	15 April 2018	State
3	70 th Annual conference of otolaryngologists of India	Dr. Gaikwad A. M.	Indore, M.P India	4th to 7th January 2018	National
4	28 th Annual National	Dr. Gaikwad	Biswa Bangla	15 th to 16 th	National
	Conference of Indian Society of otology	A. M.	Convention center, Kolkata	November 2019	

5	3 rd Live surgical workshop on RHINOPLASTY 2017	Dr. Gaikwad A. M.	Ahmednagar	22th to 23th April 2017	
6	AOICON- 2017 69 th Annual conference of the Association of otolaryngologists of India	Dr. Gaikwad I A. M.	Science City Convention Center, Kolkata	2nd to 5th February 2017	National
7	MENTON- 2017 49 th Annual Maharashtra State Ear, Nose and Throat Conference	Dr. Gaikwad I A. M.	Grand Hyatt Mumbai	15 th December 2017	-
8	27 th Annual National Conference of the Indian Society of Otology	Dr. Gaikwad I A. M.	ISOCON Mysuru, Karnataka	16 th to 18 th November 2018	National
9	71 th Annual Conference of the Association of otolaryngologists of India	Dr. Gaikwad I A. M.	HICC, Hyderabad	9 th to 13 th 2019	National
10	2 nd Live Surgical workshop on RHINOPLASTY & SLEEP	Dr. Gaikwad I A. M.	Ahmednagar	23 rd to 24 th April 2016	-

	APNEA 2016				
--	------------	--	--	--	--

11	69 th Annual Conference of the Association of Otolaryngologists of India	Dr. Gaikwad A. M.	The Association of Otolaryngologists of India, West Bengal	6 th January 2017	National
12	International Otology workshop (IOW) 2019.	Dr. Gaikwad A. M.	Bombay Hospital & Medical Research Center, Mumbai	7 th to 9 th June 2019	International
13	Cholesteatom 2018 three days Live Surgical workshop	Dr. Gaikwad A. M.	J.N. Tata Auditorium and Vijaya ENT care Centre, Bangalore, India	9 th to 11 th March 2018	National
14	69 th Annual Conference of The Association of Otolaryngologists of India	Dr. Gaikwad A. M.	Science City Convention Center, Kolkata	3 rd to 5 th February 2017	
15	Rhinoplasty & Facial Plastic Surgery Workshop	Dr. Gaikwad A. M.	Akash Hospital	6 th to 8 th April 2018	-
16	15 th Annual Conference of Indian Society of Otology	Dr. Gaikwad A. M.	Kala Academy & Goa Medical College, Goa	10 th to 12 th November 2006	-

17	68 th Annual Conference of The Association of Otolaryngologists of India	Dr. Gaikwad	AOI Haryana Branch Hyatt Regency, Gurgaon India.	28 th to 31 st January 2016	-
18	65 th Annual Conference of The Association of Otolaryngologists of India	Dr. Gaikwad	Pune Marriott Hotel & Convention Center	3rd to 6th January 2013	-
19	Ear & Sinus Surgery workshop-2019	Dr. Anand Tuljapure	Dr. Vasantrao Pawar Medical College & Indorewala ENT Institute & Research Centre, Nashik	21st & 23rd February 2019	
20	Endoscopic Approach and detailed Anatomy of Nose, PNS & Anterior Skull Base with Cadaveric Dissection	Dr. Anand Tuljapure	DVVPF's Medical College & Hospital Ahmednagar	7 Feb. 2021	
22	Current guidelines for management of type 2 diabetes mellitus (CPD online)	Dr. Anand Tuljapure	DVVPF's Medical College & Hospital Ahmednagar(Pharmacology)	24 th August 2021	State

PUBLICATIONS OF FACULTY

Sr. No.	Name of Article	Auth ors	Name Of Jr	I S S N	Index ed In	Publication details			
						Yea r	Mont h/ Year	Vol. /iss ue	Pg. No.
1	To studs presentation and variation in Managemen t of Foreign Bodies in the Ear in Paediatric Age Group	Dr. Ashok Gaikwad	Pediatric Education and Research			2016	Jan-April	04	
2	Nasal Foreign bodies: description of types and complications	Dr. Ashok Gaikwad	Pediatric Education and Research			2016	Jan-April	04	
3	Significance of Inner Nasal Valve In Septoplasty	Dr. Kashid G. M. Dr. Gaikwad A M.	Vims Health Science Journal			2021	March	08	
4	Assessment of role of radiology in deciding the	Dr. Aniket A Lathi, Dr. Yash	Indian Journal of Basic and Applied			2015	December	05/1	405-408

	nature of of nasal pathology and its extension	Devckar	Medical Research.						
5	Study of clinical profile of nasal masses with special reference to clinical presentation	Dr. Aniket A Lathi Dr. Yash Devckar , Dr. C Anand	Indian Journal of Basic and Applied Medical Research.			2015	December	05/1	409-413
6	Free Flap Reconstructions o Of Head And Neck Defects After Oncologic Ablation.	Nagarkar Rajnish, Roy Sirshendu, Devckar Yash.	Journal Of Cancer Research & Therapeutics.			2017		13	Ps27 1s27 1. 1/2p .
7	A Case study of Parapharyngeal Space Tumor With Unusual Presentation	Raj Nagarkar , Roy Sirshendu,Sachin Bansod, S. Pradeep . Shrikant Vanjari, Devckar Yash, Mayank Patil.	Research & Reviews : Journal of Surgery			2017		2/06	16-21

8	Nasopharyngeal angiofibroma	Kinjal Sankhe. Yash				2015			
---	-----------------------------	---------------------	--	--	--	------	--	--	--

	ma – Case report	Devckar							
9	Oncogenic Osteomalacia Associated with Phosphaturic Mesenchymal Tumor of The Thigh: A Case Report	Dr. Shravan Shetty, Dr. Sagar Sharma, Dr. Deepak Parikh, Dr. Yash Devkar, Aniket Pareek.	(IJDR) International Journal of Development Research			2018	February	02	18863-18864
10	Mucoepidermoid carcinoma of buccal mucosa: an unusual presentation	Shravan S. Shetty, Ankur Pareek, Yash Devckar, Sameer Pathan	International Journal of Otorhinolaryngology and Head and Neck Surgery			2019	March - April	02	502-503

11	Retromolar trigone metastasis from operated case of invasive ductal carcinoma of the breast: a rare entity	Dr. Raj Nagarkar, Dr. Shrikant Vanjari, Dr. Hrushikesh S. Kolhe, Dr. Shirshendu Roy, Dr. Aditya Adhav,	International Journal of Allied Medical Sciences and Clinical Research (IJAMSCR)			2017	April-June	02	632-635
----	--	--	--	--	--	------	------------	----	---------

		Dr. Yash Devckar							
12	Aggressive Central Giant Cell Granuloma of the Maxilla: A Case Report	Dr. Raj Nagarkar, Dr. Shrikant Vanjari, Dr. Yash Devckar, S. Pradeep, Sachin Bansod, Gauri Kokane	Research & Reviews: Journal of Oncology and Hematology (RRJoOH)			2017		01	11-16

13	Scholar articles - Nasopharyngeal angiofibroma – Case report	Dr. Yash Devckar. A. Lathi , K Shinde, S Kishve, C Anand, P Saha, V Chaudhary, K Sankhe	-	-	-	-	-	-	
14	A rare case of foreign body (detached portex tracheostomy tube) in the bronchus: case report	Dr. Anand Tuljapur Vasant Pawar, Sunil Deshmukh	Journal of Evidence based Medicine and Healthcare				05 October 2015	02/40	6843 - 6846

15	Cut Throat Injuries – Review of 41 Cases at a Tertiary Referral Hospital	Dr. Anand Tuljapur	Indian Journal of Basic and Applied Medical Research				December 2018	08/01	477-489
----	--	--------------------	--	--	--	--	---------------	-------	---------

16	Clinicopathological Study of Benign Lesions of Larynx	Dr. Anand Tuljapur e	Journal of Evolution of Medical and Dental Sciences				May 2018	07/20	
17	A Clinicopathological Study of Thyroid Swellings at Rural Tertiary care Hospital	Dr. Anand Tuljapur e	Indian Journal of Basic and Applied Medical Research				March 2021	10/02	178-189
18	Use of PRF & PRP in ENT Practice – An Observational Study.	Dr. Kashid	Vims Health Science Journal				March 2020	7/1	3-8
19	Ectopic thymic cyst in neck: a case report and review of literature	Dr. Kashid	Journal of Medical Science and Technology				September 2012	1/3	60-63

PAPER & POSTER PRESENTATION

Sr. No.	Name of the poster	Presented By				Any awards
			Name	Place	Dates	
1.	Best Poster presentation	Dr. Yash Devckar	cancer congress		2018	Award in UAE
						cancer congress
2	Paper Presentation and Live Surgery observation	Dr. Gaikwad A. M.	Smith 8 Nephew ENT Coblation training	Gajanan Hospital, Ahmednagar	18 th June 2017	-
3	USE of Coblator in ENT MENTCON	Dr. Kashi d G. M.	-	Ahmednagar	2014	-
4	Tracheal Reconstruction in MENTCON 2015	Dr. Kashi d G. M.	-	Ahmednagar	2015	-
5	Coblator in Laryngeal Surgeries MENTCON 2016	Dr. Kashi d G. M.	-	Ahmednagar	2016	-
6	Research Paper Presentation	Dr. Kashi d G. M.	-	DVVPF's Medical college Ahmednagar	29 July 2021	-
7	Research Paper Presentation	Dr. Anand Tuljapure	MENT CON	Aurangabad	2019	-
8	Research Paper	Dr. Anand Tuljapure	MORCON	Aurangabad	2018	-

OPD/IPD/CAMP DATA

ENT OPD



Management of Mucormycosis report

In post covid period, in the state & district there was sudden rise in Mucormycosis cases.

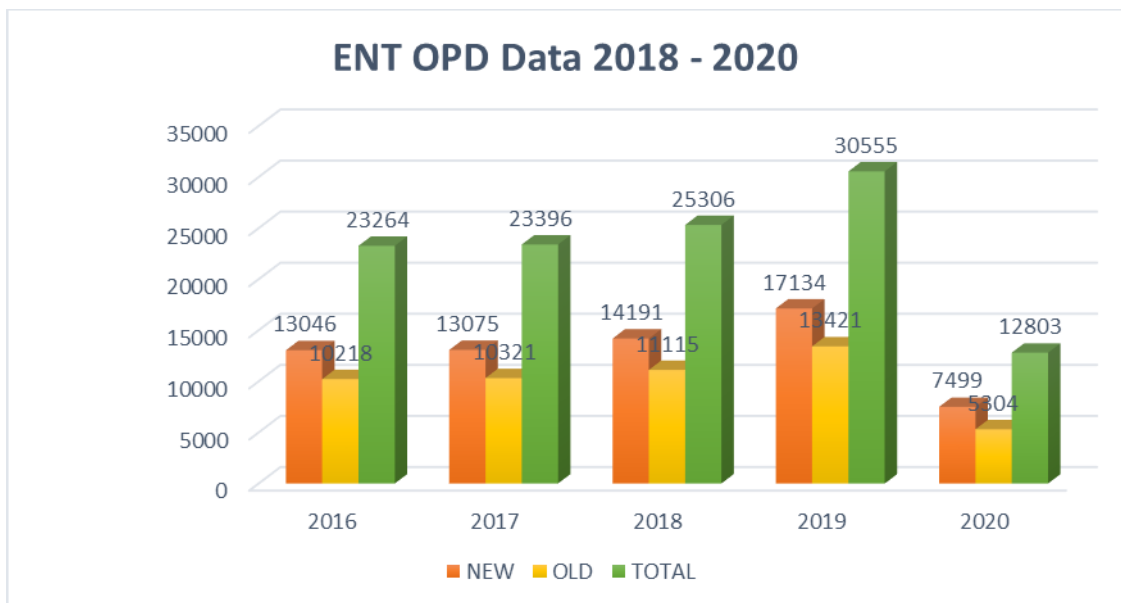
As per local district administration guideline immediately this hospital had started operative treatment on Mucormycosis patients free of cost as per MPJY guideline.

Sr. No.		Male	Female	Total
1	Total number of patients admitted	19	11	30
2	Total number of patients got operated	15	10	25
3	Total number of deaths	05	05	09
4	Total number of recovery	14	07	21
5	Total number of postcovid patients	18	10	28
6	Total number of uncontrolled diabetics	19	11	30
7	Total number of patients with ocular involvement	10	04	14
8	Total number of patients who has received retro bulbar injections	10	04	14
9	Total number of ocular exenteraton done	02	01	03

ENT OPD DATA

Sr. No.	Year	NEW	OLD	TOTAL
1	2016	13046	10218	23264
2	2017	13075	10321	23396
3	2018	14191	11115	25306
4	2019	17134	13421	30555
5	2020	7499	5304	12803

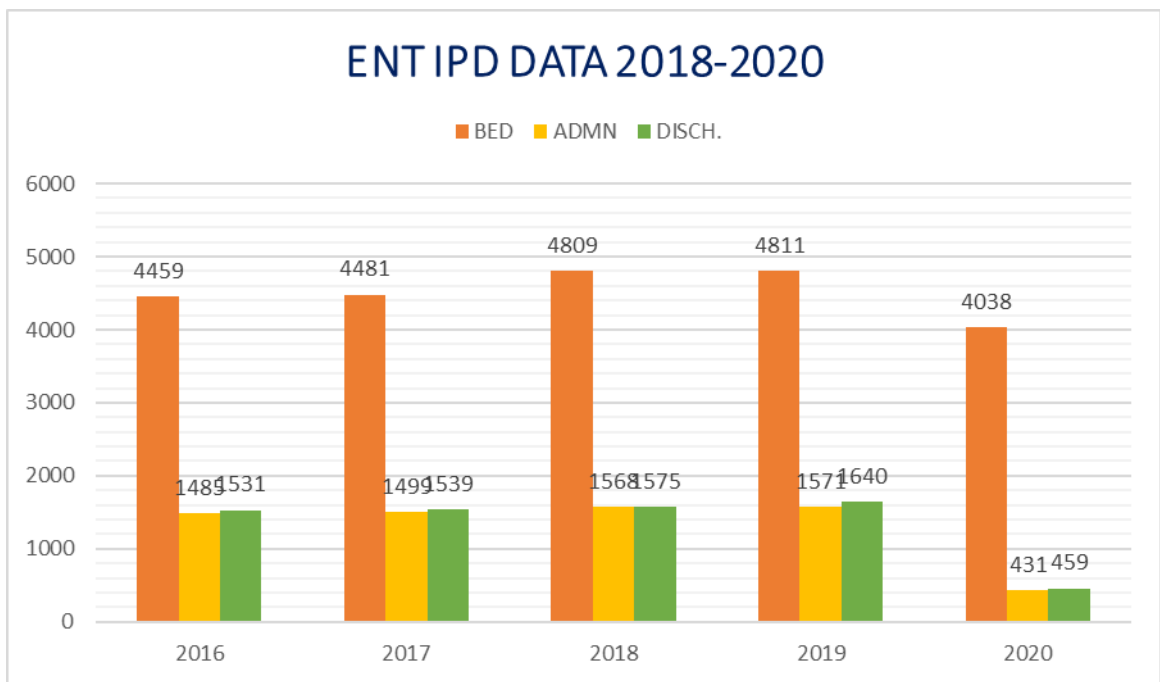
ENT OPD STATISTICS



ENT IPD DATA

Sr. No.	Year	BED.	ADMN.	DISCH.
1	2016	4459	1485	1531
2	2017	4481	1499	1539
3	2018	4809	1568	1575
4	2019	4811	1571	1640
5	2020	4038	431	459

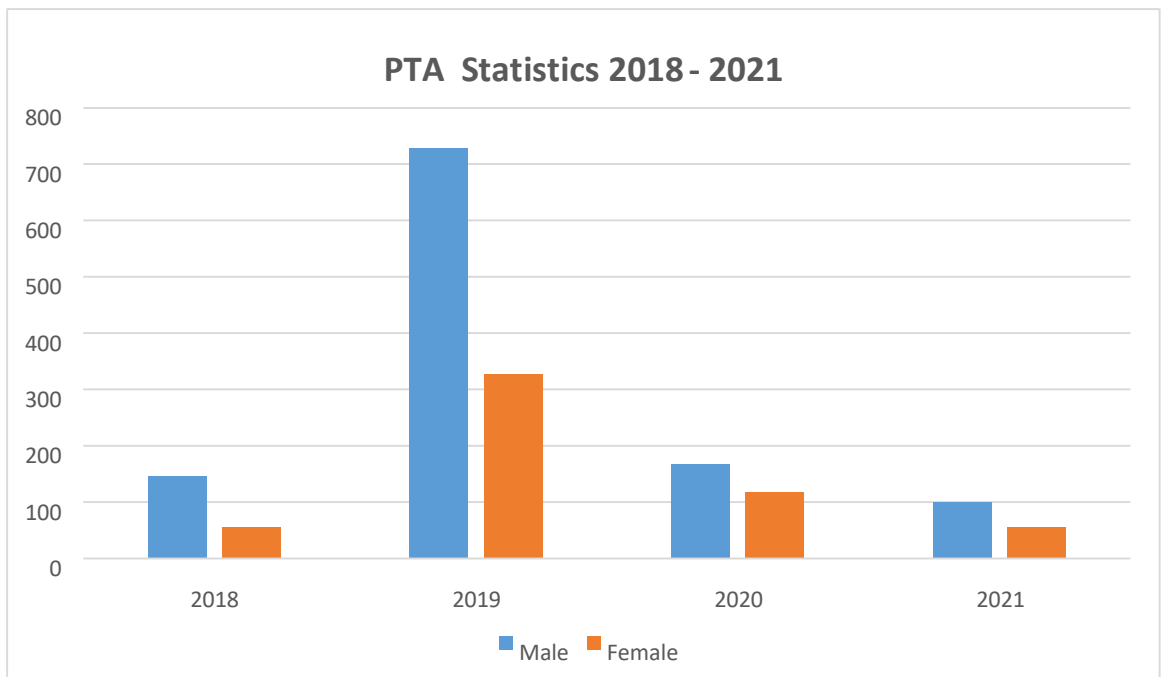
ENT IPD STATISTICS



BENEFICIARIES OF PTA 2018-2021

Sr. No.	Year	Male	Female	Total
1	2018	147	56	203
2	2019	729	327	1056
3	2020	168	117	285
4	2021(till Sep.)	99	55	154

PTA STATISTICS



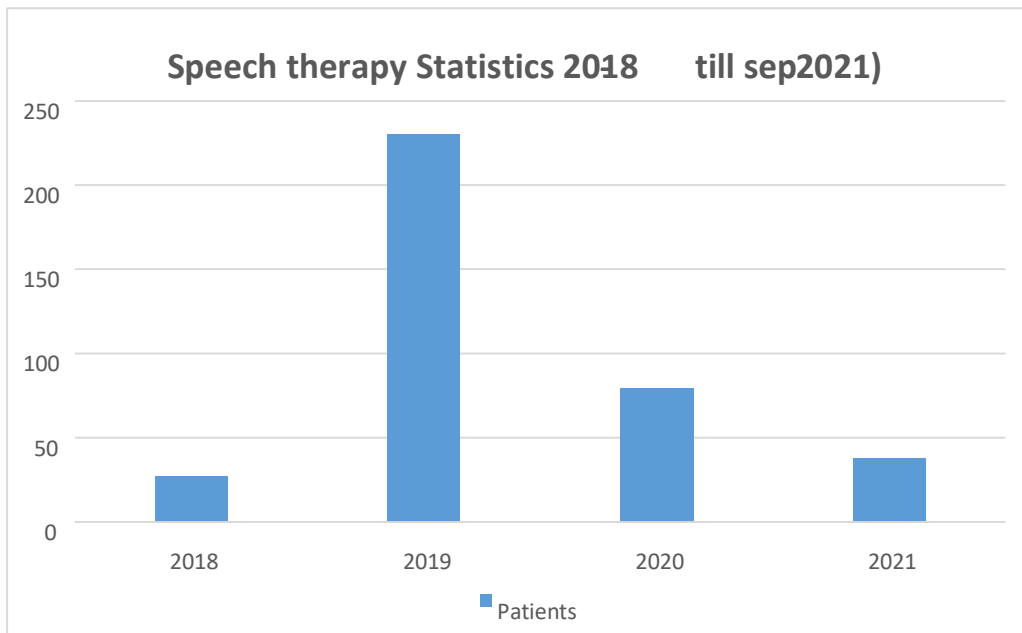
Audiometry (PTA) Room



BENEFICIARIES OF SPEECH

Sr. No.	Year	Total
1	2018	27
2	2019	230
3	2020	79
4	2021	24

SPEECH THERAPY STATISTICS



SPEECH THERAPY ROOM





MPJY DATA

Sr. No.	Year	Total
1	Oct 2018 to Dec 2018	154 (Hearing Aids)
2	Jan 2019 to Dec 2019	534(Hearing Aids)
3	Jan 2020 to March 2021	127(Hearing Aids)
4	2021	01 (Operative)

FUTURE PLAN

1. Set up for endoscopic sinus surgeries
2. Set up for temporal bone dissection laboratory
3. Set up for microlaryngcal surgery
4. Set up for maxillofacial surgery.
5. Starting of post Graduate programme
6. Set up for BERA
7. Set up for voice Lab & Speech Therapy

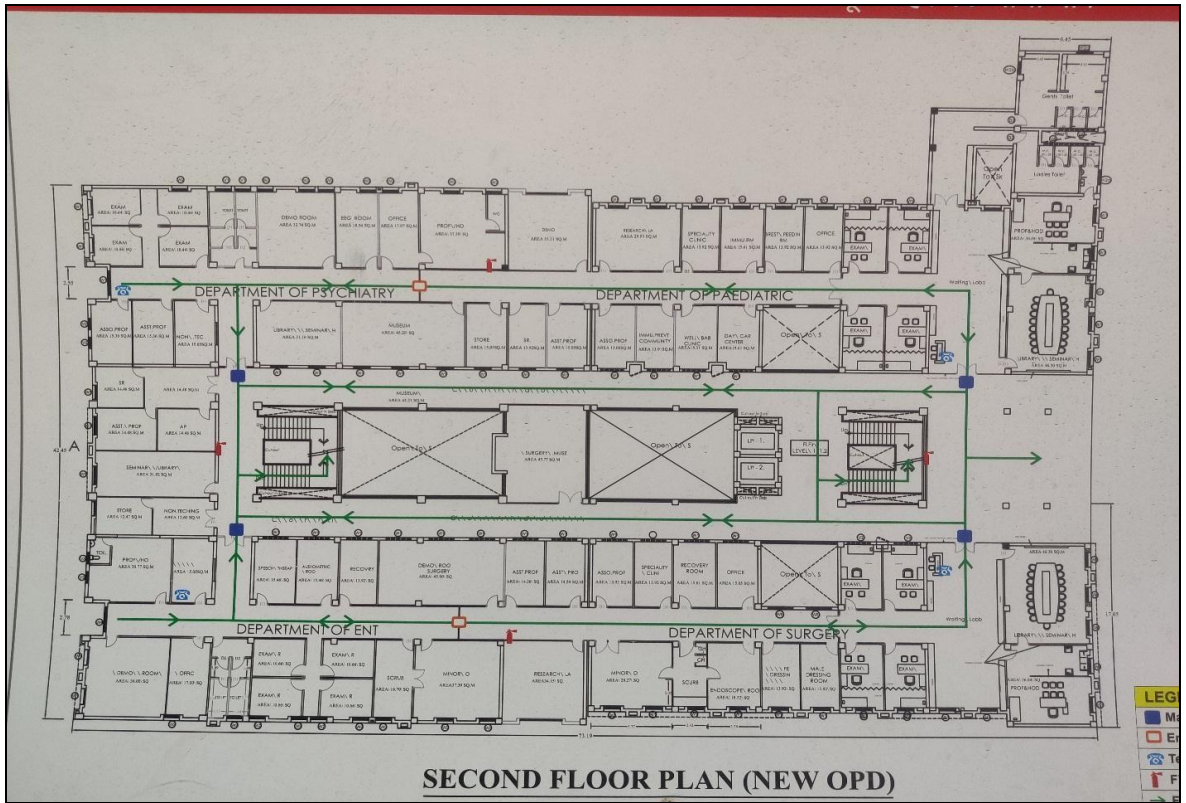
SOCIAL SERVICES

1. Free PTA Camp in OPD



INFRASTRUCTURE DETAIL

Sr. No.	Department Room	Total	Size
1	Clinical Demo Room	01	36 SM Capacity – 30
2	Library –cum seminar	01	31.92 SM Capacity – 15 Number of Book - 122
3	Prof. & Head Office	01	30.77SM
4	Assoc. Prof. Office	01	14SM
5	Asst. Prof. Office	01	14SM
	Resident Office	01	14SM
6	Non- teaching & Clerical staff	01	12.60SM
	Clerical Office	01	-
7	Regstration Room	01	-
8	Speech	01	-
9	Audiometry	01	-
10	Recovery	01	-
11	Scrub Room	01	-
12	Minor ot Room	01	-
13	Examination Room	04	-
14	Store	01	-
	Total Room	19	-



SECOND FLOOR PLAN (NEW OPD)

LEG

- M
- E
- T
- F

Assessment is done by – SWOC

➤ STRENGTHS :

1. Regular preventive , Curative & Rehabilitative service at single point.
2. Pure tone audiometry facility available
3. Speech therapy available
4. Advance equipment's like Operating Microscope & Endoscope.
5. Advance Surgical procedures

➤ WEAKNESS-

-No post graduate courses.

➤ OPPORTUNITIES –

- 1) Patient load is maximum
- 2) Variety patients attend OPD which is good clinical material for young generations
- 3) Good opportunity to learn surgical skills e.g. Mucormycosis surgery

➤ CHALLENGES -

- 1) To start P. G. Courses
- 2) To develop tertiary surgical procedures like Endoscopic , microscopic & maxillo – facial reconstructive surgeries

INFORMATION BOOKLET

DR. VITHALRAO VIKHE PATIL FOUNDATION'S MEDICAL COLLEGE & HOSPITAL

📍 Dr. Vithalrao Vikhe Patil Foundation's,
Medical College & Hospital
Opp. Govt. Milk Dairy, Vadgaon Gupta, Post MIDC,
Ahmednagar - 414111 (M.S.) India.

☎ 0241 – 2778042, 2777059, 2779757

✉ dean.vimsmch@gmail.com

🌐 www.vimsmch.edu.in